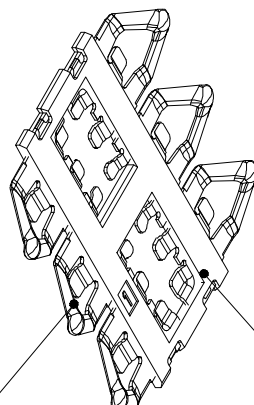
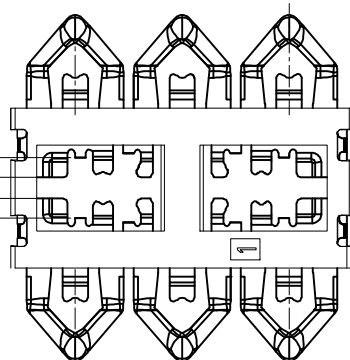
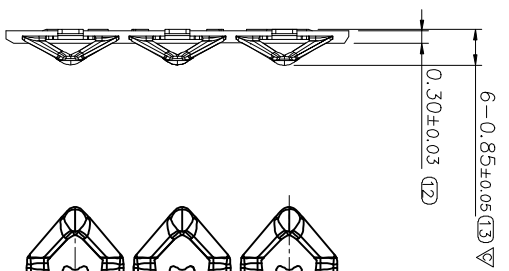
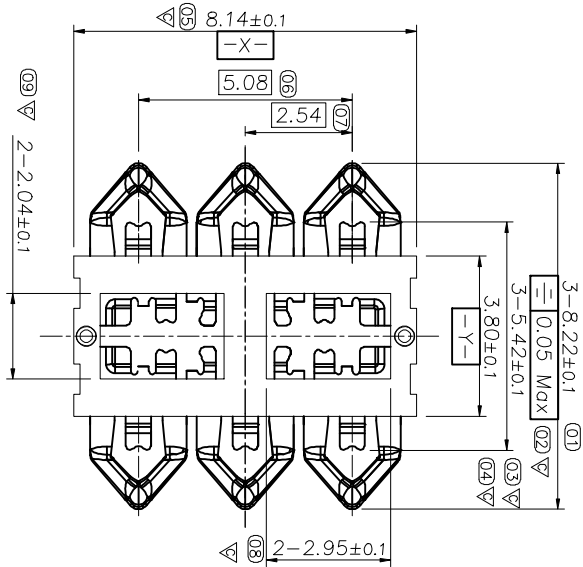
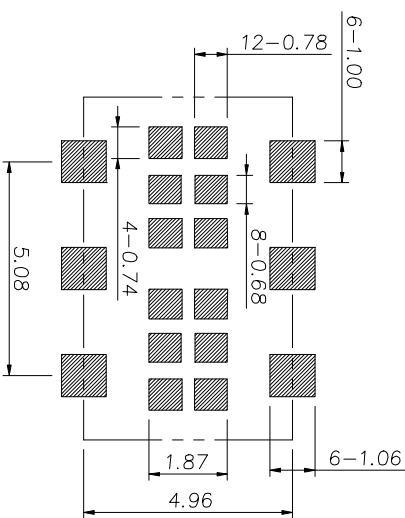
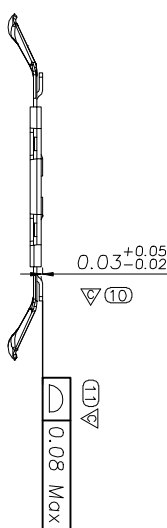


A4



3D VIEW



RECOMMENDED PCB LAYOUT
(TOLERANCE +/-0.05)

| REV | ECN NO | DESCRIPTION | DATE | APPD |
|-----|--------|-------------|------------|-------------|
| X1 | | NEW | 2017.03.08 | Liuhong Tan |
| X2 | | 贴片电阻改板 | 2017.09.15 | Liuhong Tan |
| X3 | | 增加产品中间防松孔 | 2017.12.05 | 许志远 |

说明:

- NOTE:
- 塑胶材料: LCP, COLOR: BLACK;**
HOUSING MATERIAL: LCP, COLOR: BLACK;
端子材料: 磷青铜, 镀层90U"MIN, 接触区镀金15u", 焊锡区镀金2u";
CONTACT MATERIAL: PHOSPHOR BRONZE;
NICKEL 80U"MIN UNDER PLATED OVER ALL;
15U" MIN. GOLD PLATED AT CONTACT AREA;
2U"MIN GOLD PLATED AT PLATED AT SOLDER TAIL AREA;
 - 产品性能:**
PERFORMANCE:
2.1. **耐电压: 使用交流电压500V, 电流1mA, 保持1分钟;**
Applied AC 500V for 1 minute 1mA
2.2. **接触阻抗: 50mΩ Max;**
CONTACT RESISTANCE: 60mOHM Max.
2.3. **绝缘阻抗: 100MΩ Min.**
INSULATION RESISTANCE: 1000MOMH Min.
2.4. **正向力: 最小每PIN 40gf;**
NORMAL FORCE: 40gf MIN./PIN
2.5. **插接耐久性: 5000次**
DURABILITY : 5000 CYCLES
 - 标有 ∇ 的为重点尺寸; 标有 (*) 的尺寸为FAL需测量之尺寸;**
MARK ∇ THE KEY SIZE, MARK (*) FAL.

| EXTEND USE | | TITLE | | DWG NO | |
|-----------------------|---------------|---------------|--------------------|-------------|-----------------|
| 0.3H SIM CARD | 0.3H SIM CARD | 0.3H SIM CARD | | C-1.070A0 | |
| GENERAL TOLERANCE (0) | UNIT mm | MATERIAL | APPD | P/N: | 1.070A0-006-SR0 |
| DIMENSION ±0.30 | ANGLES ±3° | QTY | CHD | SHEET SCALE | 1:1 |
| .0 ±0.25 | 0 ±2° | FINISHED | DRN 许志远 2017.12.05 | REV | X3 |
| .00 ±0.20 | .00 ±1° | | | | |
| .000 ±0.10 | | | | | |

